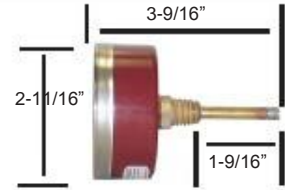


### TRIDICATORS - 2 1/2" DIAL - 1/4" CBM

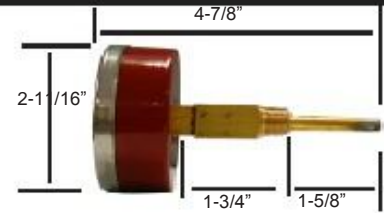
- Black Steel Case
- Brass Connection
- Acrylic Window
- Accuracy: Pressure:  $\pm 3-2-3\%$  Temperature:  $\pm 2\%$
- Bourdon Tube
- BiMetal Element



| PART NO.        | TEMPERATURE RANGE   | INCRE-MENTS | PRESSURE RANGE        | INCRE-MENTS | LIST PRICE-A |
|-----------------|---------------------|-------------|-----------------------|-------------|--------------|
| TR25-CB1-60/250 | 30-250°F<br>0-120°C | 5<br>2      | 0-60 PSI<br>0-500 kPa | 2<br>20     | 18.18        |

### TRIDICATORS - 2 1/2" DIAL - 1/4" CBM


- Black Steel Case
- Brass Connection
- Acrylic Window
- Accuracy: Pressure:  $\pm 3-2-3\%$  Temperature:  $\pm 2\%$
- Bourdon Tube
- BiMetal Element



| PART NO.          | TEMPERATURE RANGE   | INCRE-MENTS | PRESSURE RANGE        | INCRE-MENTS | LIST PRICE-A |
|-------------------|---------------------|-------------|-----------------------|-------------|--------------|
| TR25X1-CB1-60/250 | 30-250°F<br>0-120°C | 5<br>2      | 0-75 PSI<br>0-500 kPa | 1<br>10     | 18.18        |

### TRIDICATORS - 3" DIAL - 1/2" CBM

- 3" Dial general purpose industrial combination pressure gauge/thermometer
- Black steel case with acrylic window
- 1/2" MPT brass center back mount connection
- Bourdon tube and coiled bi-metal element
- Dual scale degree F and degree C  
Range: 30 - 250°F - 5 degree increments  
Range: 0 - 120 C - 2 degree increments
- Dual scale PSI & kPa increments  
Range: 0 - 75 psi - 1 psi increments  
Range: 0 - 500 kPa - 10 kPa increments
- Accuracy: Pressure:  $\pm 3-2-3\%$  Temperature:  $\pm 2\%$



| PART NO.        | TEMPERATURE RANGE   | INCRE-MENTS | PRESSURE RANGE        | INCRE-MENTS | OVERALL LENGTH | PROBE LENGTH | LIST PRICE-A |
|-----------------|---------------------|-------------|-----------------------|-------------|----------------|--------------|--------------|
| TR30-CB2-60/250 | 30-250°F<br>0-120°C | 5<br>2      | 0-75 PSI<br>0-500 kPa | 1<br>10     | 4-7/8"         | 2-1/4"       | 24.35        |

- Short probe

| PART NO.         | TEMPERATURE RANGE   | INCRE-MENTS | PRESSURE RANGE        | INCRE-MENTS | OVERALL LENGTH | PROBE LENGTH | LIST PRICE-A |
|------------------|---------------------|-------------|-----------------------|-------------|----------------|--------------|--------------|
| TR30-CB2S-60/250 | 30-250°F<br>0-120°C | 5<br>2      | 0-75 PSI<br>0-500 kPa | 1<br>10     | 3-3/16"        | 11/16"       | 24.35        |

### TRIDICATORS - 3" DIAL - 1/2" LM

- Black Steel Case
- Brass Connection
- Acrylic Window
- Accuracy: Pressure:  $\pm 3-2-3\%$  Temperature:  $\pm 2\%$
- Bourdon Tube
- BiMetal Element



| PART NO.        | TEMPERATURE RANGE   | INCRE-MENTS | PRESSURE RANGE        | INCRE-MENTS | LIST PRICE-A |
|-----------------|---------------------|-------------|-----------------------|-------------|--------------|
| TR30-LM2-60/250 | 30-250°F<br>0-120°C | 5<br>2      | 0-75 PSI<br>0-500 kPa | 1<br>10     | 30.85        |